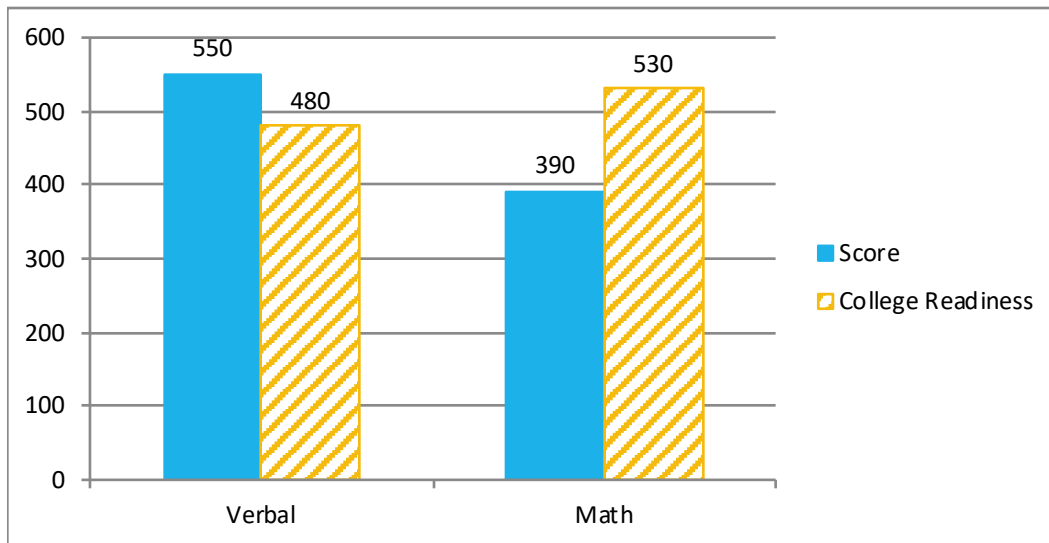


Name: Victor Fries
 Student ID: 10054

Date: 8/1/18
 Test: PSAT PS-40

PSAT-11 NMSQT		National Percentile
Total Score:	880 - 940 / 1520	33% - 46%
Evidence Based Reading and Writing Score:	520 - 550 / 760	67% - 77%
Math Score:	360 - 390 / 760	6% - 14%
PSAT-11 NMSQT Subsection Scores		
Reading:	26.5 - 28 / 38	
Writing and Language:	25.5 - 27 / 38	
Math:	18 - 19.5 / 38	
NMSC Selection Index: 143 - 149 / 228		

PSAT-11 Score Results and College Readiness



Key: ✓ (Correct), X (Incorrect), O (Omit) | Student Answer | Correct Answer

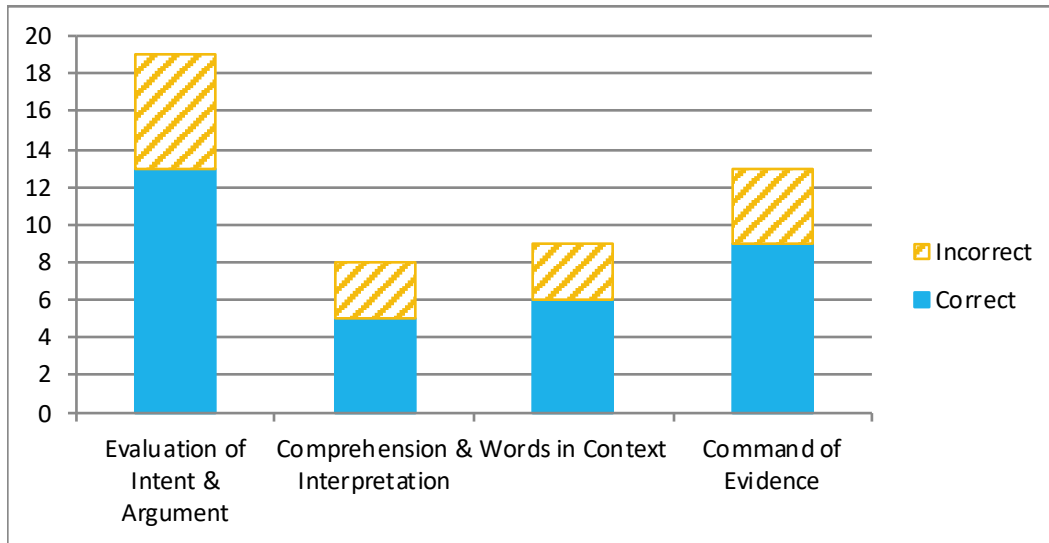
Reading
32 / 47

✓ 01. D D	X 27. A C
✓ 02. A A	✓ 28. B B
X 03. D A	✓ 29. C C
✓ 04. B B	X 30. A D
✓ 05. D D	✓ 31. B B
X 06. D B	✓ 32. D D
✓ 07. C C	X 33. D B
✓ 08. B B	✓ 34. C C
X 09. A D	✓ 35. B B
✓ 10. D D	X 36. D B
✓ 11. D D	✓ 37. C C
X 12. D A	✓ 38. A A
✓ 13. A A	X 39. A C
✓ 14. D D	✓ 40. A A
X 15. A D	✓ 41. A A
✓ 16. C C	X 42. D C
✓ 17. D D	✓ 43. D D
X 18. A B	✓ 44. D D
✓ 19. D D	X 45. A C
✓ 20. C C	✓ 46. A A
X 21. D B	✓ 47. C C
✓ 22. C C	
✓ 23. A A	
X 24. A D	
✓ 25. C C	
✓ 26. A A	

Writing
29 / 44

✓ 01. D D	X 23. D C
X 02. D A	✓ 24. A A
✓ 03. B B	✓ 25. C C
✓ 04. A A	X 26. A D
X 05. A C	✓ 27. B B
✓ 06. C C	✓ 28. D D
✓ 07. B B	X 29. D C
X 08. A D	✓ 30. B B
✓ 09. A A	✓ 31. C C
✓ 10. D D	X 32. A C
X 11. D A	✓ 33. C C
✓ 12. D D	✓ 34. A A
✓ 13. C C	X 35. D B
X 14. D A	✓ 36. C C
✓ 15. C C	✓ 37. D D
✓ 16. D D	X 38. A C
X 17. A B	✓ 39. D D
✓ 18. C C	✓ 40. B B
✓ 19. B B	X 41. D A
X 20. A D	✓ 42. D D
✓ 21. C C	✓ 43. C C
✓ 22. C C	X 44. C A

Reading Category Performance



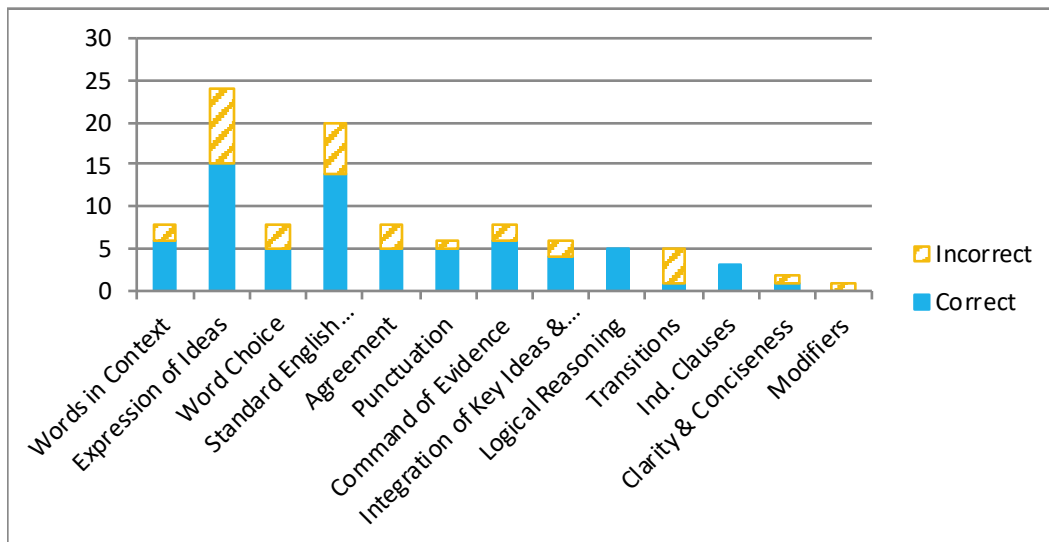
Evaluation of Intent & Argument: 13/19

Comprehension & Interpretation: 5/8

Words in Context: 6/9

Command of Evidence: 9/13

Writing Category Performance



Words in Context: 6/8

Expression of Ideas: 15/24

Word Choice: 5/8

Standard English Conventions: 14/20

Agreement: 5/8

Punctuation: 5/6

Command of Evidence: 6/8

Integration of Key Ideas & Knowledge: 4/6

Logical Reasoning: 5/5

Transitions: 1/5

Ind. Clauses: 3/3

Clarity & Conciseness: 1/2

Modifiers: 0/1

Math - Non-Calculator

6 / 17

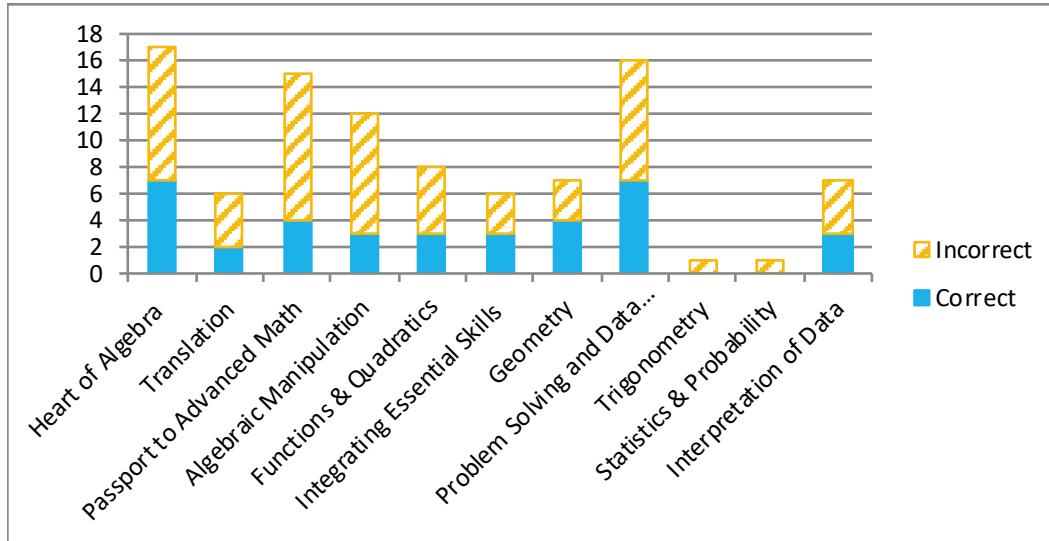
- ✓ 01. C | C
- X 02. A | C
- X 03. D | B
- X 04. A | D
- ✓ 05. A | A
- X 06. B | C
- X 07. C | B
- X 08. D | C
- ✓ 09. B | B
- X 10. D | B
- X 11. A | D
- X 12. D | B
- X 13. A | D
- ✓ 14. A | A
- ✓ 15. 8 | 8
- ✓ 16. 30 | 30
- O 17. O | 4

Math - Calculator

12 / 31

- O 01. A | D
- O 02. A | C
- ✓ 03. C | C
- ✓ 04. A | A
- ✓ 05. C | C
- O 06. C | A
- ✓ 07. D | D
- O 08. C | A
- X 09. A | B
- X 10. A | B
- O 11. A | D
- ✓ 12. B | B
- ✓ 13. D | D
- X 14. D | A
- ✓ 15. B | B
- ✓ 16. A | A
- X 17. A | C
- X 18. B | C
- X 19. D | B
- ✓ 20. C | C
- O 21. C | A
- X 22. A | B
- O 23. C | B
- O 24. A | B
- X 25. D | A
- X 26. B | D
- O 27. O | 195
- ✓ 28. $2/5$ | $2/5, 0.4$
- ✓ 29. 30 | 30
- X 30. 0.25 | $5/18, 0.277, 0.278$
- ✓ 31. 3 | 0, 3

Math Category Performance



Heart of Algebra : 7/17

Translation: 2/6

Passport to Advanced Math: 4/15

Algebraic Manipulation: 3/12

Functions & Quadratics: 3/8

Integrating Essential Skills : 3/6

Geometry: 4/7

Problem Solving and Data Analysis: 7/16

Trigonometry: 0/1

Statistics & Probability: 0/1

Interpretation of Data: 3/7